

# Installation in Dry Wall


## Clips and fastening elements for Dry Wall

### CF C-Fix for impact mounting

**For mounting conduits to the inner side of plasterboard walls.**

Material chromed steel. All given torque values are average values. Different influences such as moisture, etc. can cause considerable deviations.

Type	Article number	Conduit Ø mm	Torque values	Content Pack/Box
CF 16	9116	16	11 kg	100 / 3,200
CF 20	9120	20	10 kg	75 / 2,400
CF 25	9125	25	9 kg	50 / 1,600



With C-Fix, conduits can be mounted to Dry Walls easily without drilling. The unique shape ensures a firm grip and leaves the outer wall undamaged.

### PD Board anchor for Dry Wall and woodwool slaps



**For the attachment of electrical equipment to plasterboard and woodwool slaps.**

Material spring bend steel galvanized.

Product contains no relevant material in terms of REACH-regulation EC (No 1907/2006)

Type	Article number	Screw Ø mm	Length mm	Torque values	Content Pack/Box
PD 1	9080	3.5–4.5	30	40 kg	100 / 5,000
PD 2	9082	3.5–4.5	43	40 kg	100 / 3,000

All torque values are average values and may differ due to different influences. For example, material and humidity. Recommended screws: 3.5–4 mm Ø, screws not included in delivery package.



Using the PD Board anchor to attach the EC Euro-Clip easily in Dry Wall and even on woodwool slaps.

### SBA Schnabl-drill stop

**For the exact drilled depth in Dry Wall.**

Material Polyamid PA 6, glass fibre reinforced

Type	Article number	Drill Ø mm	Outer Ø mm	Colour
SBA	32905	6	30	grey-red



Ideal for mounting in Dry Wall: the SBA reliably prevents the Dry Wall from being drilled through. With the SBA Schnabl-drill stop you easily can set the drill depth.

